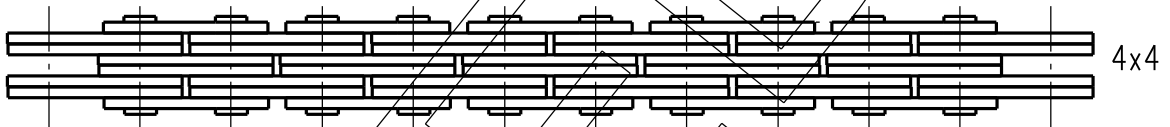


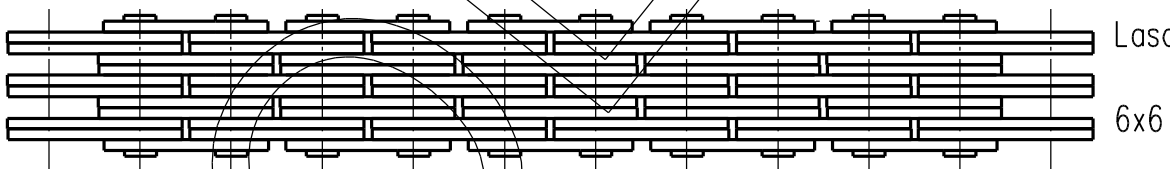
Laschenkombi

2x2



Laschenkombi

4x4

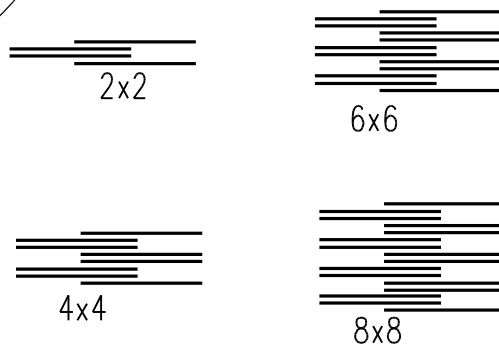
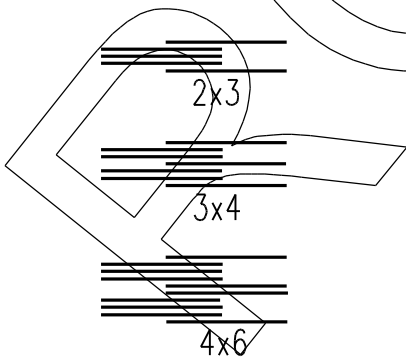


Laschenkombi

6x6

Ungerade Laschenkombination

Gerade Laschenkombination



| | |
|------------------|----|
| p = | mm |
| g ₁ = | mm |
| u = | mm |
| d ₂ = | mm |
| d ₃ = | mm |
| d ₄ = | mm |
| g ₂ = | mm |
| Kombi : | |

| | | | | | | | |
|-----------------------------|----------|-------|------|---|-----------|-----------------------|--|
| <p>ROEDER KETTENTECHNIK</p> | | | | Allgemeintoleranzen DIN ISO 2768 T1 m DIN ISO 2768 T2 K | | Maßstab 1:1 (Gewicht) | |
| | | | | Datei: Flyerkette.dcd | | | |
| | | | | Datum | Name | Flyerkette | |
| | | | | Bearb. 29.08.04 | Heinrichs | | |
| | | | | Gepr. | | | |
| | | | | Norm | | Zeich.-nr.: _____ | |
| | | | | | | Blatt | |
| | | | | | | Blätter | |
| Zust. | Änderung | Datum | Name | Urspr. | Ers. für: | Ers. durch: | |

I:\Zeichnungen_Documente_Kunde\Vorlagen\09 Flyerketten\Flyerkette.dcd